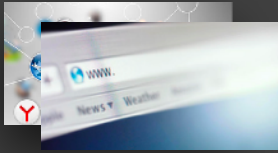


UNET - The Underwater Networks Project

Download UnetStack3 and Unet3 Simulator at www.unetstack.net




Javascript interface

Modern web technologies

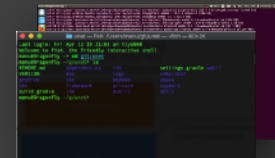
Groovy scripting

Easy customization



Novel agent-based network stack architecture

Unprecedented flexibility and cross-layer integration



C interface

Embedded systems integration, enabling IoT use cases

Python interface

Data analysis, scientific programming & machine learning



fjåge

Lightweight Java-based framework provides performance and portability across devices

At the heart of the Unet project is UnetStack3, an agent-based network stack and simulator designed to run highly optimized protocols for use in underwater communication networks.

EXPLORE & CUSTOMIZE

New to underwater networks? Unet is the perfect place to explore and learn about underwater networks. UnetStack3 can easily be customized to meet your needs, control which agents are active, and configure them. Once you are ready to start testing at sea, you can simply copy your solution to a set of supported underwater modems.

SIMULATE & EXTEND

Use the Unet Simulator to test your solutions in a simulated underwater network, to interact with your application in real-time, or to switch to a discrete-event mode to collect days or weeks of performance statistics in minutes. Extend UnetStack3 using Java or Groovy and develop your own network protocols or add agents with sophisticated behaviors.

INTEGRATE & DEPLOY

Need to integrate UnetStack3 with an underwater sensor, or an autonomous underwater vehicle? With Java, Groovy, Python & C support, it is simple to interface with existing systems over serial ports, network sockets, or web services. Simply copy your agents and scripts to supported underwater modems, and you are ready to test at sea.



www.unetstack.net
+65 6516 8326

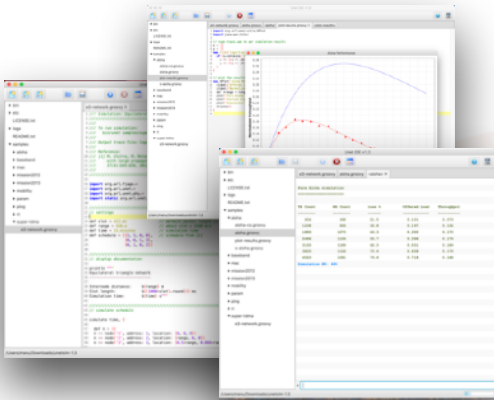


UnetStack3 - Agent based network stack

UnetStack3 is the latest release of UnetStack, an agent-based network stack that lies at the heart of the Unet project. Although the default stack provides everything needed to get a basic underwater network working, the real power of the stack lies in its customizability and extensibility. It not only allows you to easily configure a network to meet your needs, but also to automate network management, develop, simulate and test new network protocols, and implement software-defined signaling at the physical layer.



Unet3 Simulator and web based IDE



UnetStack3 forms the backbone of an Underwater Network Simulator that can be used for development and testing of underwater network technology. The simulator was designed with two key goals - to be easy to learn and use, and to allow agent implementations to be shared between deployment environment and simulation environment. Essentially, once a protocol is developed and tested in simulation, it is ready to be deployed and tested at sea in any UnetStack3 compatible modem.

Underwater Modems

Due to its flexibility, extensibility and agent based design, it is easy to integrate UnetStack3 to various underwater modems. Subnero underwater modems ship with support for UnetStack3 to provide a flexible platform for a variety of underwater networks and applications.

